

---

# Student Financial Times Membership

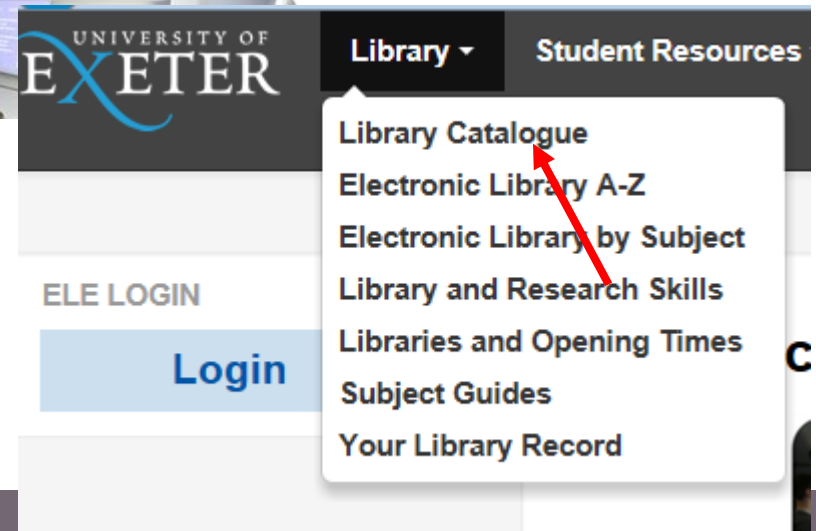
---

**How to sign up**

# 1. Go to online library



The screenshot shows the top navigation bar of the University of Exeter website. The navigation bar is dark grey and contains the University of Exeter logo on the left, followed by the text 'Library', 'Student Resources', 'Careers', and 'Quick Links'. A red arrow points to the 'Library' text. Below the navigation bar, there is a white box on the left with the text 'ELE LOGIN' and a blue 'Login' button. To the right of this box, the text 'Welcome to the Exeter Learning Environment' is displayed above a photograph of a lecture hall.



This screenshot shows a close-up of the 'Library' dropdown menu. The menu is white and lists several options: 'Library Catalogue', 'Electronic Library A-Z', 'Electronic Library by Subject', 'Library and Research Skills', 'Libraries and Opening Times', 'Subject Guides', and 'Your Library Record'. A red arrow points to the 'Library Catalogue' option. The background shows the University of Exeter logo and the 'ELE LOGIN' section with a 'Login' button.

# 2. Search for Financial Times

## Library Catalogue Search

Search:

Use this to check what we stock in print and on-line. Click [here](#) to check for print stock at the Penryn Campus.

Use the drop-down menu above or "Search Options" to the right to select the type of search you wish to carry out. The search box and click on the "Submit" button.

## Library Article Search

Search:

Use this to find journal articles.

Enter keywords, author or article title in the search box and click on the arrow to start searching. To access the full text click on the article title and log in using your University username and password.

## Electronic Library Search

Search: [A-Z](#) or [By Subject](#)

Use these to access our full range of electronic resources for in-depth research.

Click on either of the links above to explore further.

## Electronic Library A-Z

### Search By Name

Type the name you want to search for, then click Submit.

Search for:    
Sort by:    
Search in the:

### A-Z List





[A](#) | [B](#) | [C](#) | [D](#) | [E](#) | [F](#) | [G](#) | [H](#) | [I](#) | [J](#) | [K](#) | [L](#) | [M](#) | [N](#) | [O](#) | [P](#) | [Q](#) | [R](#) | [S](#) | [T](#) | [U](#) | [V](#) | [W](#) | [X](#) | [Y](#) | [Z](#) | [All titles](#)

# 3. Sign in with Exeter details

Save Marked Records    Save All On Page

Num	Mark	RESOURCE NAMES (1-2 of 2)
1	<input type="checkbox"/>	<a href="#">Financial Times</a> : Financial Times; <a href="#">Connect</a>
2	<input type="checkbox"/>	<a href="#">Financial Times Historical Archive</a> : Financial Times Historical Archive; <a href="#">Connect</a>

Save Marked Records    Save All On Page

When you select the 'connect' button, you will be asked to enter your Exeter log in details. This will create your FT account

# 3. Sign in with Exeter details

The screenshot shows the Financial Times website interface. At the top, a dark navigation bar displays market indices: FTSE 100 (+0.47%), S&P 500 (-0.01%), Euro/Dollar (+0.23%), Pound/Dollar (-0.44%), and Brent Crude Oil (+2.77%). A 'Visit Markets Data' link is on the right. Below this is a light-colored header with a menu icon, a search icon, the 'FINANCIAL TIMES' logo, and the 'myFT' logo. A secondary navigation bar includes links for HOME, WORLD, UK, COMPANIES, MARKETS, OPINION, WORK & CAREERS, and LIFE & ARTS, along with 'Portfolio' and 'My Account' on the right.

The main content area features a dark background with the following elements:

- Author:** DONALD TRUMP, with a '+ Add to myFT' button.
- Headline:** Putin seeks improved US ties in call with Trump
- Sub-headline:** Kremlin resumes air strikes in Syria hours after talks with president-elect
- Images:** Two side-by-side portraits of Vladimir Putin and Donald Trump.
- MARKETS:** A section with three line charts:
  - S&P 500: 2,164.2
  - S vs MXN: 20.449
  - US 10yr bond: 2.21
- Text:** 'Data since 2pm GMT Nov 14 (15min delay)'
- Article Teasers:**
  - 'FT explainer: a monumental transition of power'
  - 'Trump appointment of Bannon raises 'white nationalist' fears'

# 4. Add to homescreen

It is not in the app store as such. You will need to:

Open in safari on your phone and then select 'add to homescreen'